



rotaCRUSH: brief instruction

1



Open sterile packaging using the peel back flap

2



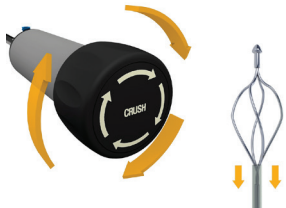
Introduce rotaCRUSH

3



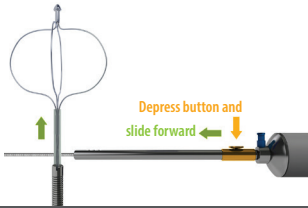
Open basket counterclockwise

4



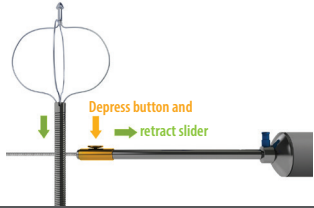
Close / CRUSH clockwise

5



Forward spiral spring until it locks

6



Retract spiral spring



rotaCRUSH: Kurzanleitung

1



Sterilverpackung an der Abziehlasche öffnen

2



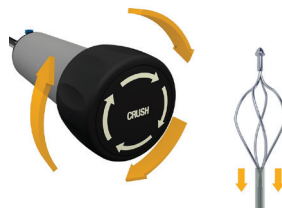
rotaCRUSH einführen

3



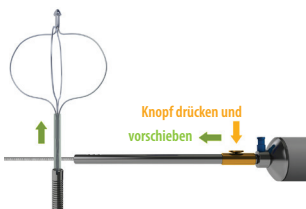
Gegen den Uhrzeigersinn öffnen

4



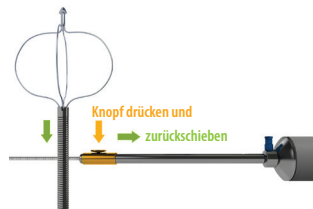
Im Uhrzeigersinn schließen / CRUSH

5



Spiralfeder bis zum Arretieren vorschieben

6



Spiralfeder zurückschieben